

Handheld 2D Code Reader

# V400-H Series

## Target, Touch & Go

The V400-H combines highest reading performance and ease of operation for mobile applications. The built-in LCD monitor helps to target the right position for V400-H in order to read the code and to display the measurement result immediately. Thanks to the excellent reading performance, direct marked or strongly degraded codes can be identified. The read 2D code can be stored on SD card or exported to a PC for further processing. The V400-H supports the traceability of components in assembly lines, where fixed readers do not fit.

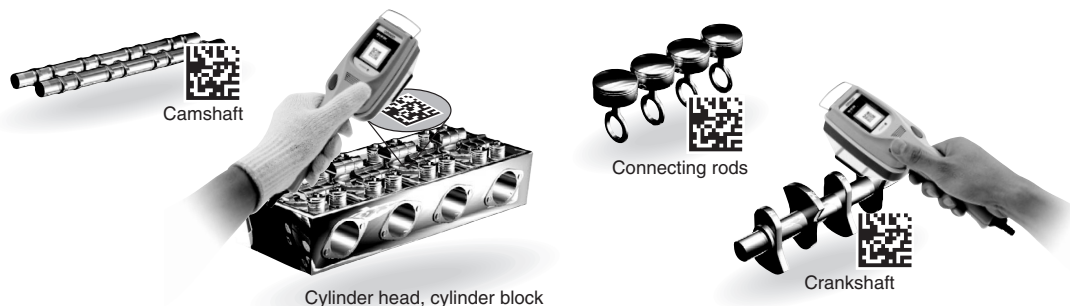
- Easy to use - Target, Touch & Go
- Built-in LCD monitor for immediate display of results
- Accurate - reading of direct print marks
- Variable field of view



## Application

### Examples of Typical Applications

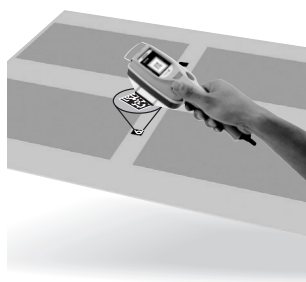
#### 2D Codes on Metallic Parts



#### 2D Codes on Printed Circuit Boards




#### 2D Codes on LCD Glass Panels



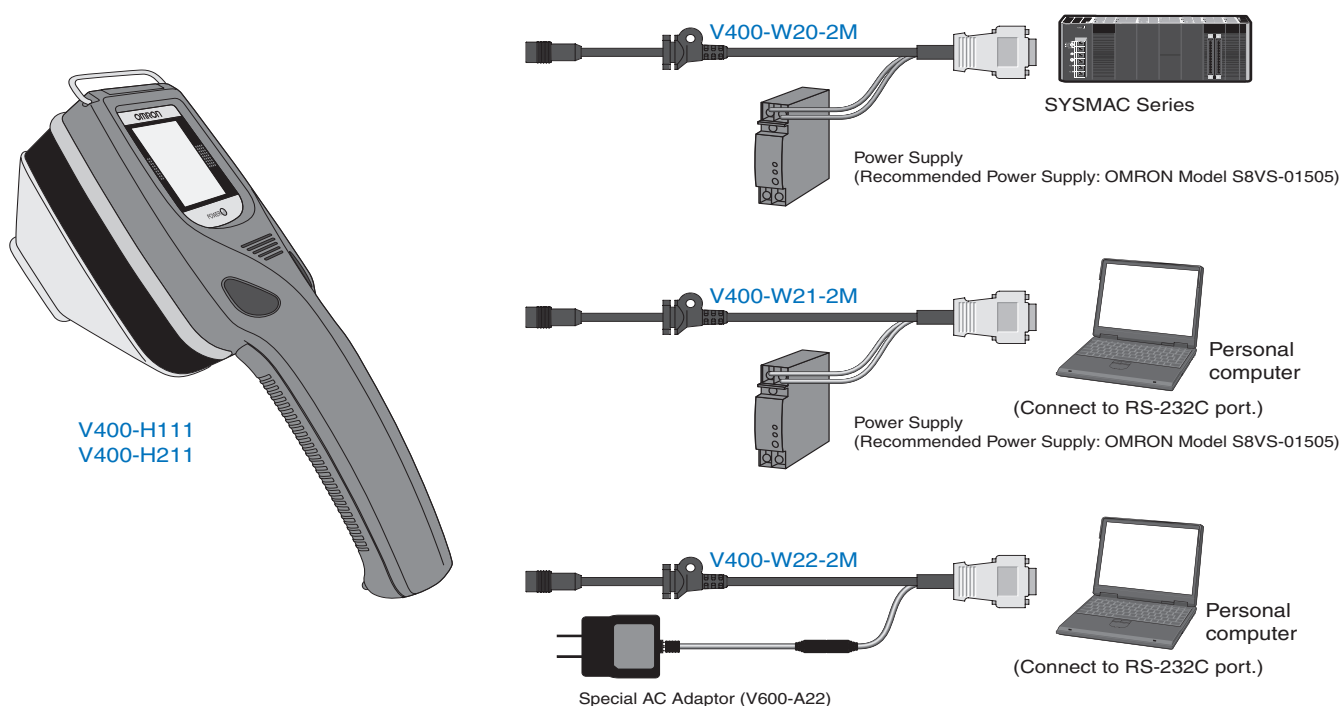
#### 2D Codes on Electronic Components

(Crystal oscillators, ICs)




## System Configuration

The Code Reader can be connected with other equipment via RS232C.




## Ordering Information

### Main Unit

Name	Model	Specifications		Remarks
		Communications interface	Field of vision	
 2D Code Reader	V400-H111	RS-232C	5 × 5 to 10 × 10 mm	
	V400-H211	RS-232C	15 × 15 to 30 × 30 mm	

### Accessories (Purchase separately)

Name	Model	Cable length	Remarks
 Contactor	V400-AC2	---	Contactor for positioning (detachable)
Communications Cable	V400-W20-2M	2 m	For SYSMAC Series connection (with power cord)
	V400-W20-5M	5 m	
	V400-W21-2M	2 m	For PC-compatible connection (with power cord)
	V400-W21-5M	5 m	
	V400-W22-2M	2 m	For PC-compatible connection (when using AC Adaptor)
	V400-W22-5M	5 m	
AC Adaptor	V600-A22	---	

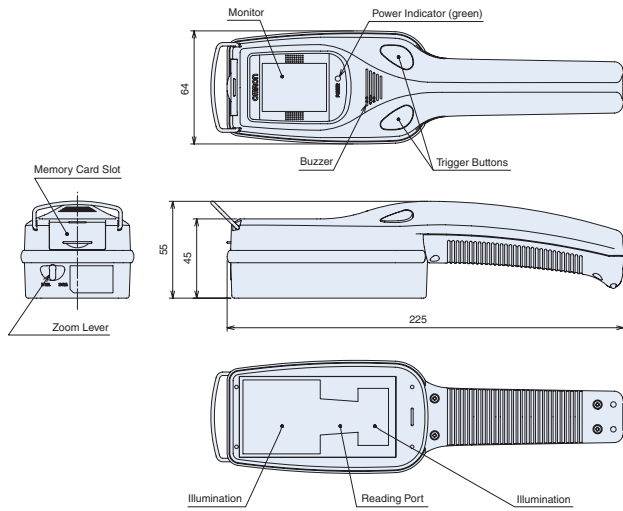
Rating and Specifications

Item	V400-H111	V400-H211
Field of vision	5 × 5 to 10 × 10 mm	15 × 15 to 30 × 30 mm
Working distance	40 mm (flush when Contactor is mounted)	
Power supply	5 VDC ±10%	
Current consumption	1.0 A max.	
Serial interface	RS-232C	
Applicable codes	Data Matrix, ECC200, 10 × 10 to 64 × 64, 8 × 18 to 16 × 48, QR Code (Models 1, 2), 21 × 21 to 57 × 57 (Versions 1 to 10)	
Operation method	Pressing the trigger button	
Settings	Make settings by using the manual setting window, uploading from an SD Memory Card, or by using Support Software.	
Memory card	SD Memory Card	
Monitor	1.8 inch TFT LCD, displaying images and read data	
Display illumination	Operation display, memory card access	
Ambient temperature	Operation: 0 to 40 °C; storage: -25 to 60 °C	
Ambient humidity	35 to 85% (with no condensation)	
Ambient conditions	No corrosive gases	
Vibration resistance	10 to 150 Hz, single amplitude 0.35 mm (50 m <sup>2</sup> /s max. acceleration)	
Shock resistance	150 m <sup>2</sup> /s in ±X, Y, and Z directions, 3 times	
Weight	Approx. 230 g	
Degree of protection	IEC 60529 IP64	
Materials	Case: ABS; optical surface: PC; display surface: PMMA	

Dimensions (Unit: mm)

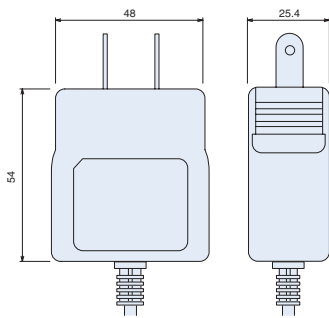
Main Unit

V400-H111  
V400-H211



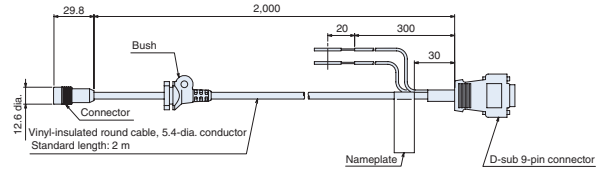
AC Adaptor

V600-A22

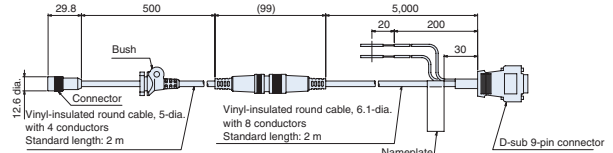


Communications Cable

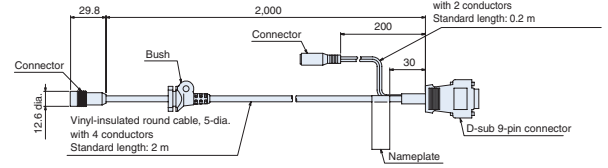
V400-W20-2M/W21-2M



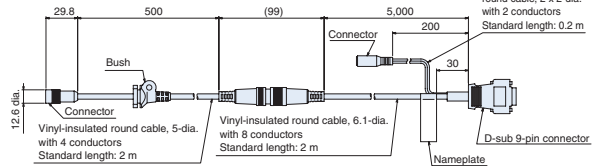
V400-W20-5M/W21-5M



V400-W22-2M

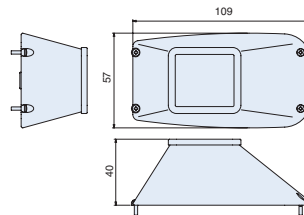


V400-W22-5M



Contactors

V400-AC2



ALL DIMENSIONS SHOWN ARE IN MILLIMETERS.  
To convert millimeters into inches, multiply by 0.03937. To convert grams into ounces, multiply by 0.03527.