


# Hermetically Sealed Relay MY4H

## Hermetically Sealed Relay Ideal for Hazardous Locations

- Class 1 Division 2 approved.
- Fully hermetically sealed for hazardous locations.
- Cadmium-free contacts for environment-friendly use.
- Models with bifurcated contact also available.
- Conforms to UL508 and CSA 22.2.



## Model Number Structure

### Model Number Legend

MY-   -  -   
 1 2 3 4 5

**1. Number of Poles**

4: 4 poles

**2. Contact**

Blank: Single

Z: Bifurcated

**3. Enclosure ratings**

H: Hermetically sealed

**4. Approval**

US: Class 1 Division 2 approval

**5. Rated voltage**

12 VDC, 24 VDC, 24 VAC, 110/120 VAC

## Ordering Information

### List of Models

Type	Contact form	Plug-in socket/solder terminals
Hermetically sealed	4PDT	MY4H-US
	4PDT (bifurcated)	MY4ZH-US

# Specifications

## ■ Ratings

### Coil

Rated voltage (V)		Rated current (mA)		Coil resistance (Ω)	Must operate voltage	Must release voltage	Max. voltage	Power consumption
		50 Hz	60 Hz					
DC	12	75		160	80% max.	10% min.	110%	900 mW
	24	36.9		650				
AC	110/120	9.9/10.8	8.4/9.2	4,430		30% min.		
	24	53.8	46	180				

### Contact Ratings

Contact material	Ag alloy	
Rated load	Resistive p.f.=1	110 VAC, 3 A 24 VDC, 3 A
	Inductive p.f.=0.4 L/R=7 ms	110 VAC, 8 A 24 VDC, 1.5 A
Rated carry current	3 A	
Max. switching voltage	125 VAC, 125 VDC	
Max. switching current	3 A	
Max. switching power	330 VA 72 W	

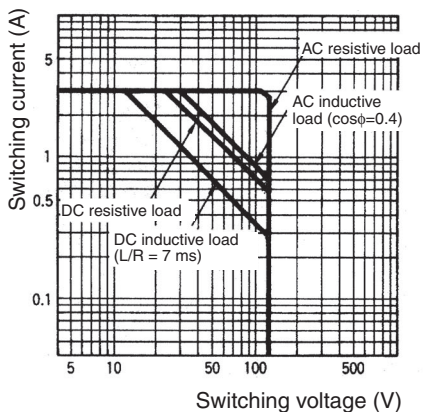
## ■ Characteristics

Contact resistance	50 mΩ max.
Operate time	20 ms max.
Release time	20 ms max.
Max. operating frequency	Mechanical: 18,000 operations/hr Electrical: 1,800 operations/hr (under rated load)
Insulation resistance	100 MΩ min. (at 500 VDC)
Dielectric strength	1,000 VAC, 1 min between coil and contacts 1,000 VAC, 1 min between contacts of different polarity 700 VAC, 1 min between contacts of same polarity
Vibration resistance	Destruction: 10 to 55 to 10 Hz, 0.5 mm single amplitude (1.0 mm double amplitude) Malfunction: 10 to 55 to 10 Hz, 0.5 mm single amplitude (1.0 mm double amplitude)
Shock resistance	Destruction: 1,000 m/s <sup>2</sup> Malfunction: When energized: 200 m/s <sup>2</sup> When not energized: 200 m/s <sup>2</sup>
Endurance	Mechanical: Single contact: 50,000,000 operations Bifurcated contact: 5,000,000 operations Electrical: 100,000 operations. (Single contact) 50,000 operations. (Bifurcated contact)
Ambient temperature	Operating: -25 to 60°C
Ambient humidity	Operating: 5% to 85%
Weight	Approx. 50 g

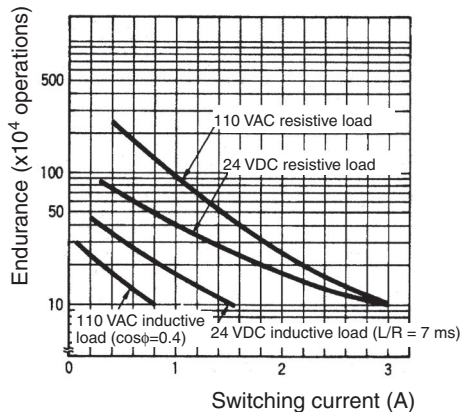
# Engineering Data

## Maximum Switching Power Endurance

### MY4(Z)H



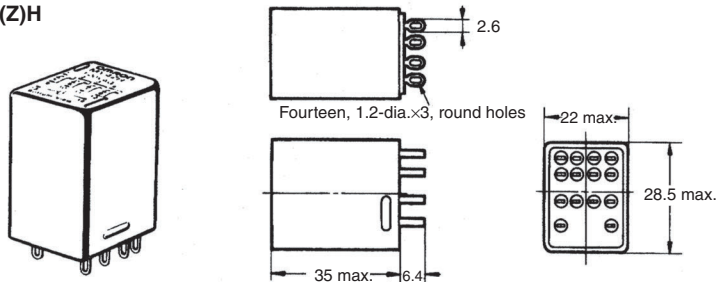
### MY4H



**Note:** The endurance is half for bifurcated contact models.

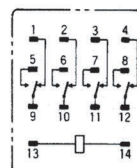
## Dimensions

### Solder Terminal Models MY4(Z)H



### Terminal Arrangement/ Internal Connections

(BOTTOM VIEW)




(There is no coil polarity.)

# Socket

## Track-mounted Socket Conforming to Class 1 Division 2

- Special Socket with Class 1 Division 2 approval.
- Holding clips contribute to safety by preventing the Relay falling out of the Socket due to vibration.



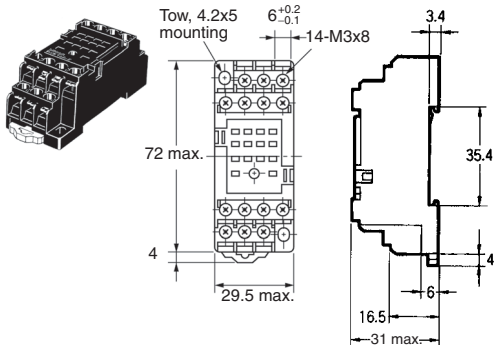
## Ordering Information

Item	Pole	Mode
Track-mounted socket	4	PYF14A-E-US

- Note:**
1. Class 1 Division 2 approval is obtained for use with the MY4(Z)H Relay.
  2. Clips are not included.


## Dimensions

PYF14A-E-US



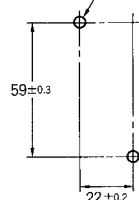
Terminal Arrangement/  
Internal Connections

(Top View)



Mounting Holes

Two, M3, M4, or 4.5-dia holes

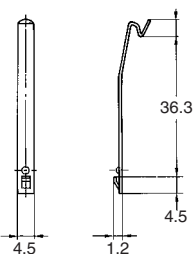


(TOP VIEW)

**Note:** Track mounting is also possible.

## Accessory (Option)

PYC-A1  
(2 pcs per set)



ALL DIMENSIONS SHOWN ARE IN MILLIMETERS.

To convert millimeters into inches, multiply by 0.03937. To convert grams into ounces, multiply by 0.03527.